


These English/SPAG tasks are suitable for all children in Year 3.

	Check list
<p>Task 1: Quiz Yourself and Handwriting Practice</p> <p>Step 1: Try out this quiz on word classes (nouns, verbs, adjectives, adverbs).</p> <p>Step 2: Then, check out National Geographic's 15 facts about the rainforest here. Choose up to 5 of your favourites and copy them out in your best handwriting – You could even make this a poster with illustrations!</p> 	
<p>Task 2: What are Adverbs and Adverbials again?</p> <p>Step 1: Check out this song to remind yourself about the difference between adverbs and adverbials.</p> <p>Or access it here.</p> <p>Step 2: Then, look at the below paragraph. Please rewrite it and use two colours to show adverbs and adverbials. Bonus points if you use a third colour for the punctuation.</p> <p>Happily, the alien skipped along the rocky, dusty surface of Mars. Over the craters, he could see the blue planet called 'Earth'. He had always wondered what kind of people lived there. In the darkness of space, the stars twinkled gracefully around the blue orb. It was very beautiful. The alien stared out at the sky, hopefully. One day, he would see it for himself.</p>	
<p>Task 3: Identifying Adverbials</p> <p>Similar to adverbs, there are different types of adverbials. The type of adverbial depends on what the adverbial is doing... manner (how they do it), time (when they do it) or place (where they do it)</p> <p>Step 1: Take a look at this worksheet. Cut or write out the adverbials and sort them into the three types they are.</p> <p>Step 2: Then choose 2-3 and use them in some sentences!</p>	
<p>Task 4: Using Fronted Adverbials</p> <p>Since you are an expert, have a go at using fronted adverbials on the below worksheets.</p> <p>First, try how adverbial phrases.</p>	

Then, try [when adverbial phrases](#).

Finally, try [where adverbial phrases](#).

Task 5: Your Turn!

This week, we would love for you to write about an adventure you had. Perhaps you crept into a dark, deep forest, or maybe you took a rocket to outer space?

Your challenge is to use as many fronted adverbials as you can to start your sentences.

If you're feeling arty, you could always draw an illustration to go with your work.

You can find examples of adverbials [here](#).

SPELLING SUPPORT



Want to try some new spelling ideas?

We have been given a free 12 week access to this great spelling programme. You can access on a computer or download the app via apple store or android.

Go to <https://app.sirlinkalot.org/>

Go to login on the top right corner - Username: **free** Password: **free**

Choose a level to begin on, watch the funny spelling videos, practise the spelling by remembering the rhymes and do the mini tests! GOOD LUCK!

[Let us know if you like the videos and programme as it is something we could use in class in the future!](#)

Extra spelling guidance

Scroll down to the spelling practise area on the [year 3 home learning page](#)

Work out what spelling list you should work on.

Those in Mrs Halton's group work through [these spellings first](#)

Those in Miss Brooks' group make sure you know these [spellings first](#), then move onto [these spellings](#)

Those who have always been in Mrs Priddis' group work through [these spellings](#)

Some of you already know you are on the extension spellings [here](#).

Spelling practise ideas are [here!](#)

Most of these spellings are featured on SirLinkalots website!

[15/06 Wider curriculum lesson ideas](#)

[Click here](#) for the updated wider curriculum plan of ideas (15/06) you could have a go at!

Please try to access at least **two** of these at least **3 times** a week to support your mental maths! Email your teacher for any logins, if required.



[NUMBOTS](#)



[TT ROCKSTARS](#)



[MATHLETICS](#)



Ask your parent to create a free account. Then use class code: **457B05**

or try these as a daily warm up activity: [Year 3 daily quick fire 10mins maths revision questions](#)

The properties of shape (geometry)	Check list
<p>Task 1: Horizontal and vertical</p> <p>Step 1: Watch this video to find out about different types of lines! Watch on YouTube here</p> <p>Step 2: Can you see any types of lines around your room?</p> <p>Step 3: After, grab some string/chalk/coloured pens and make the different types of lines you have learnt. Name them! If you are at school ask for string or chalk to do the activity.</p> <div data-bbox="113 974 590 1330"></div> <p>This is Miss Brooks' go! Can you spot which lines are vertical, horizontal and parallel lines?</p> <p>Need the spellings? Click here for a guide!</p> <p>Step 4: Now, try this horizontal and parallel activity here</p>	
<p>Task 2: Parallel and perpendicular</p> <p>Step 1: Watch this video to find out about parallel and perpendicular lines Watch on YouTube here</p> <p>Step 2: Can you see any parallel or perpendicular lines around your room?</p> <p>Step 3: After, grab some string/chalk/coloured pens and draw parallel and perpendicular lines If you are at school ask for string or chalk to do the activity.</p> <div data-bbox="113 1818 491 2101"></div> <p>I used sticks this time to create my lines! Can you spot the two different perpendicular lines?</p> <p>Need the spellings? Click here for a guide!</p> <p>Step 4: Now, work through these line activities</p>	

[Parallel and perpendicular line practise](#)
[Parallel and perpendicular line challenge 1](#)
[Parallel and perpendicular line challenge 2](#)

Now you know about lines, try the quiz [here](#)

Task 3: Recognise 2D shapes

Step 1: What are 2D shapes? Can you name some?
What is the difference between a 2D and 3D shape?

Check you are right by watching a [2D and 3D video here](#). Watch on YouTube [here](#)

Step 2: Do you know what a 7 or 8 sided shape is called? Watch this video to check you know all your [2D shapes here!](#) Watch on YouTube [here](#)

Top tips: A hexagon has 6 sides because hex has a x like six

Octagon has 8 sides as it is like an octopus!

A **quadrilateral** is a 4 sided shape because quad means 4! Quad bike = 4 wheels!

Step 3: Now, try this quiz [here](#)

Need even more practise? Try these activities

[Match shape and description game](#)

[Match the shapes with their name activity](#)

[Properties of shapes poster](#)

Task 4: Describe 2D shapes

Step 1: Play this 2D properties [interactive game here](#)

Step 2: Now, try one or both of these activities here

[I still need practise with shape](#) activity

[I feel confident with shape](#) activity

Task 5: Recognise 3D shapes

Step 1: Can you remember the difference between a 2D and 3D shape?
How many 3D shapes can you name? Can you remember what faces, vertices and edges are?

Watch [this video](#) to see how many you remembered.

<https://www.youtube.com/watch?v=r845Clhu5Ok>

Watch on [YouTube here](#)

Step 2: Using the video, can you find the properties of the [3D shapes in this activity here](#)

Want a shape properties poster for your room? [Click here](#)

Step 3: Have a go at this [3D quiz here](#)

Extra activities you could try:

[Year 3 daily quick fire 10mins maths revision questions](#)

[Maths games and activities pack](#)

[Multiplication and division code breaking task](#)

[Money code breaking task](#)

[Statistics \(charts and graphs\) code breaking task](#)

Extras online tasks:



1. You should hopefully have access to the [Mathletics](#) shape lessons to have a go at if you want!



2. Want more challenges? Go to [nrich here](#) to have a go at more problem solving challenges!




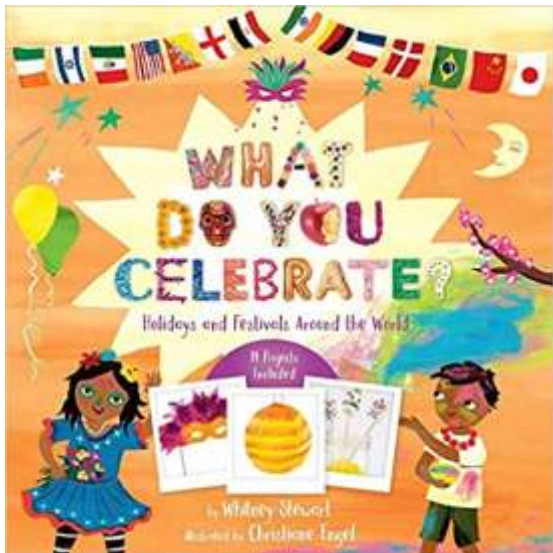
3. Not keen on TT Rockstars, but like dinosaurs? This is a free dinosaur themed Times Table game. Search **Times Tables Go!** on Android or iPhones app stores to download.

15/06 Reading: Fiction & Non-Fiction

When reading make sure you:

- Break down & sound out tricky words
- Pause at punctuation
- Change your voice when characters speak.

Remember our learning about “inverted commas - speech marks”

	Check list
<p>Complete these daily World Religion quick reads. You don't need to print, just answer the questions!</p> <p>Read 1: Lord Ganesh</p> <p>Read 2: The Miracle at Knock</p> <p>Read 3: Hasims First Hajj</p> <p>Read 4: Dazzling Diwali</p>	
<p>Other reading activity ideas you might want to do:</p> <p>Task 1: Learn what facts and opinions are by watching a video and taking a quiz here</p> <p>Task 2: Watch a video and then find facts about Diwali by clicking here</p> <p>Task 3: Look at these two front covers. What's the same and what's different about these two books? Make a list <i>Thinking points:</i> Are they both non-fiction? Are they both written by the same author?</p> <div></div>	
<p>Task 4: Listen to the story of Rama and Sita here YouTube link is here</p>	
<p>Reading ideas</p> <ul style="list-style-type: none">• Use Readingeggs. Some of you have a school login, if you don't your parents can get a FREE subscription. If you are a confident reader, it offers ReadingExpress too!• Use Epic. This is an interactive book library. Get a FREE subscription here https://www.getepic.com/• Listen to David Walliams daily reads here• Helpful children's book about the coronavirus illustrated by Gruffalo artist Axel Scheffler	